



**SKANDIA
ELEVATOR**



Our machines are designed for outdoor use. We only use galvanised steel plate, and join the parts by means of clamp riveting and screwing in order to keep the surface layer intact. Edges are bent down, joints and seams overlap and many parts are embossed in order to prevent water penetration. The most exposed joints are also sealed with rubber strips or silicone. The products in the H-LINE are designed for plants with intense operation all year round.

SEH 50/23

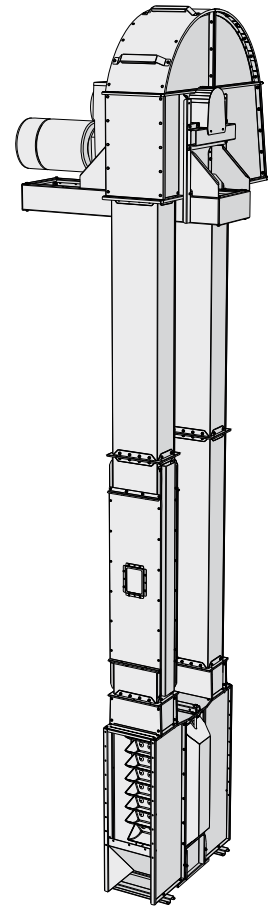
The SEH 50/23 belt & bucket elevator is adapted in terms of capacity to lift material from a Skandia trench intake/bottom conveyor to a Skandia top conveyor. It can be fed on the upward or downward side with the same capacity.

STANDARD EQUIPMENT:


- › Direct-mounted gearbox motor with support frame
- › Back stop & elevator switch
- › Plastic wearing surfaces inside the elevator hood and outlet nose
- › Detachable elevator hood
- › Self-cleaning slatted pulley in head & boot
- › Belt alignment adjusting device in head & boot
- › Belt tensioning device in boot
- › Leg with two service doors, one with sight glass
- › Service door in leg & clean out hatch on both sides in the boot
- › Sealing plate for an inlet opening
- › Antistatic bucket belt and steel buckets

ACCESSORIES:

- › Weather cover for gearbox motor
- › Inductive belt alignment switch
- › Explosion relief panels
- › Connections, inlet hoppers & valves for different needs
- › Inlet slide (in several drive variants)
- › Seed boot with high feet and bottom clean-out hatch with safety switch.
- › Elevator hood with aspiration connection.
- › Service platform in two different variants, ladder safety hoops & rest platform
- › Oil, grease and temperature-resistant bucket belt
- › Plastic buckets



Antistatic bucket belt with steel buckets.



Elevator hood with aspiration connection.

**GALVANISED
ENERGY EFFICIENT
SERVICE FRIENDLY
COMPACT
RELIABLE
EASILY MOUNTED**

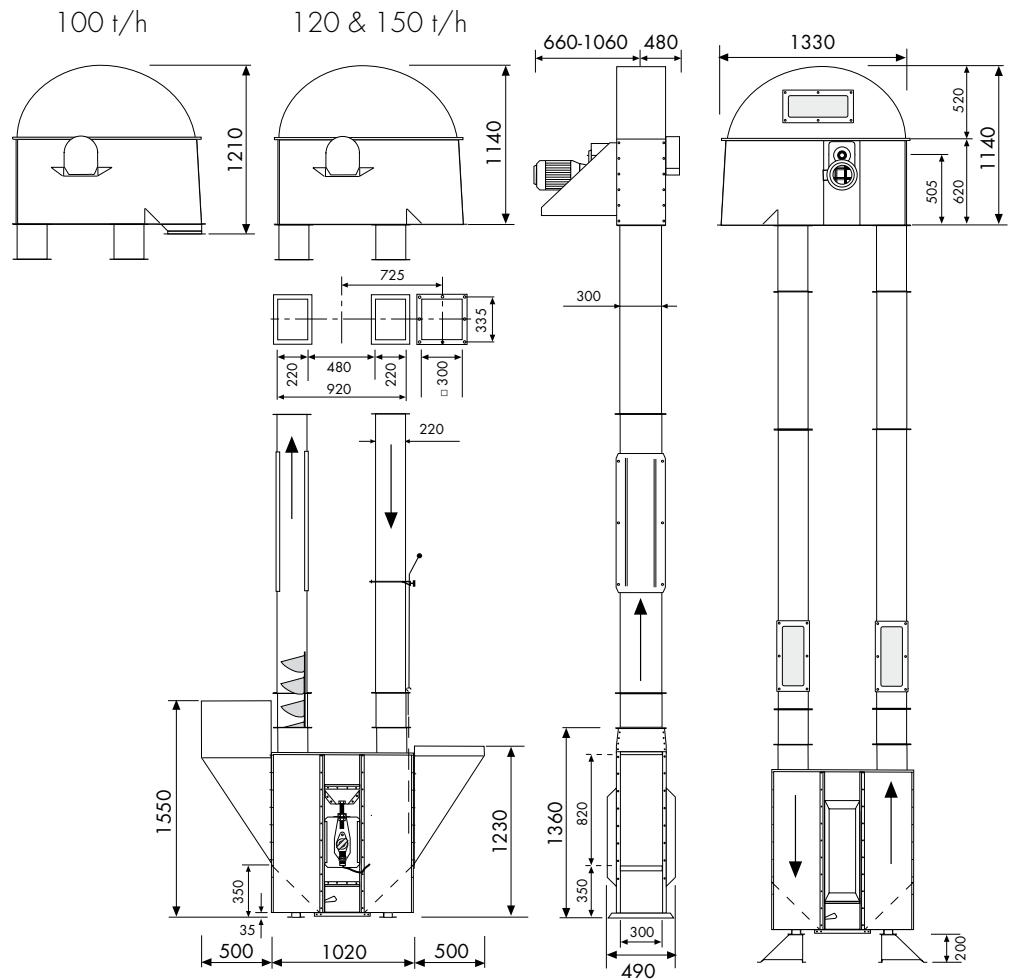


Belt tension in boot & speed monitor.

**THE
LEADING
COMPANY**

SEH 50/23

DIMENSIONAL DRAWING



All drawings are available in CAD format.

SEH

BELT & BUCKET ELEVATOR

50/23

		100 t/h	120 t/h	150 t/h
Capacity for 750 kg/m ³	t/h	100	120	150
Capacity	m ³ /h	133	160	200
Speed/Belt speed (Nom.)	rpm	118 rpm/3.1 m/s		
Slatted pulley diameter	mm	500		
Bucket model/width	Starco	230		
Max buckets/m belt	pcs	9		
Buckets/m belt	pcs	5.2	6.2	7.8
Bucket volume, net/gross	litre	2.0/2.3		
Material thickness buckets	mm	2.0		
Belt width	mm	250		
Belt type/standard		EP 630/4, 800/5 (Antistatic)		
Leg, width/depth	mm	300/220		
Plate thickness, head/boot	mm	3.0		
Plate thickness, legs	mm	2.0		
ATEX class (standard equipment)		II 3D/OD		

